

**2015**

**2015 08**

1

	336,202,260.21	373,782,271.63
	1,636,550.00	
	120,133,362.45	111,491,963.26
	239,176,199.90	205,556,364.00
	17,986,029.63	27,557,752.98
	526,629.53	561,736.50
	3,730,007.91	3,807,651.18
	366,672,637.57	329,099,116.93
	17,307,251.05	91,364,834.64
	1,103,370,928.25	1,143,221,691.12

2

	4,200,000.00	1,200,000.00
	7,081,523.28	6,817,224.71
	263,048.43	276,853.59
	548,659,128.43	574,984,538.04
	135,629,381.14	82,216,883.26
	10,707,250.07	11,887,029.10
	225,732,112.82	103,965,259.74
	2,503,015.27	2,503,015.27
	39,802.00	49,702.00
	5,293,381.57	3,413,659.17
	24,941,876.19	23,915,927.93
	965,050,519.20	811,230,092.81
	2,068,421,447.45	1,954,451,783.93
	418,444,778.77	327,478,874.05
	25,199,433.88	16,961,751.63
	85,472,471.44	108,324,713.42
	20,698,115.19	9,202,619.95

	8,566,924.88	7,064,784.85
	15,293,456.97	11,870,918.79
	656,098.96	603,518.97
	721,541.88	457,441.88
	4,732,369.56	3,299,722.32
	3,500,000.00	
	583,285,191.53	485,264,345.86
	7,000,000.00	7,000,000.00
	53,484,488.78	56,228,541.86
	18,085,935.00	18,180,235.00
	78,570,423.78	81,408,776.86
	661,855,615.31	566,673,122.72
	356,485,550.00	356,500,550.00
	765,831,441.78	764,195,323.00
	18,085,935.00	18,180,235.00

---

	-1,765,236.97	-1,782,720.54
	2,115,887.19	270,428.00
	31,770,430.00	31,770,430.00
	269,145,643.16	253,777,226.96
	1,405,497,780.16	1,386,551,002.42
	1,068,051.98	1,227,658.79
	1,406,565,832.14	1,387,778,661.21
	2,068,421,447.45	1,954,451,783.93

	569,206,312.95	442,746,312.95
	263,048.43	276,853.59
	414,564,981.97	436,194,301.03
	75,952,466.43	61,869,478.58
	4,828,647.38	4,474,103.04
	71,892,947.44	72,899,851.88
	2,442,540.67	2,096,701.09
	1,143,350,945.27	1,021,757,602.16
	1,846,819,985.07	1,765,052,451.21
	388,444,778.77	309,904,087.85
	15,449,433.88	16,961,751.63
	47,717,953.39	65,809,150.96
	12,761,936.23	5,886,130.96
	4,068,331.61	3,657,291.20
	9,876,092.51	7,097,865.09
	656,098.96	575,392.50
	721,541.88	457,441.88
	33,761,752.44	21,510,717.91
	513,457,919.67	431,859,829.98

	7,000,000.00	7,000,000.00	
	31,955,554.43	33,802,606.79	
			570,
	18,085,935.00	18,180,235.00	
	57,041,489.43	58,982,841.79	

	488,457,441.43	363,411,683.16
	436,361,690.69	319,301,727.18
	1,107,236.88	711,898.93
	14,165,812.03	12,891,435.01
	30,234,142.44	26,038,841.94
	5,159,308.83	3,810,857.92
	1,429,250.56	656,922.18
	-379,224.33	
	1,016,534.94	-283,395.20
	88,338.24	-554,000.00
-		
	56,579,299.75	43,234,767.61
	6,206,962.58	5,827,638.78
	71,590.34	37,339.52
	45,621.51	2,383,260.69
	5,578.94	85,180.92
	62,740,640.82	46,679,145.70
	11,881,776.44	8,608,775.29
	50,858,864.38	38,070,370.41
	51,018,471.19	39,132,283.46
	-159,606.81	-1,061,913.05
	17,483.57	228,429.54
	17,483.57	228,429.54



1.		
2.		
	17,483.57	228,429.54
1.		
2.		
3.		
4.		
5.	17,483.57	228,429.54
6.		



---

4.		

	28,479,622.30	33,999,004.32
	21,367,586.88	19,565,041.88
	14,424,559.52	10,719,774.23
	560,344,509.88	447,076,562.97
	46,494,651.61	18,483,131.70
	170,000,000.00	
	918,027.40	270,604.80

---

	41,835,514.95	4,659,097.92
	94,300.00	1,805,000.00
	170,396,122.30	347,110,374.71

---

		38,000.00
	56,500.00	50,459,947.92
	38,739,155.97	71,506,686.07
	165,120,000.00	50,000,000.00
		17,117.00
	203,859,155.97	121,523,803.07
	-203,802,655.97	-71,063,855.15
	228,568,737.22	216,858,509.21
	319,470,944.66	
	548,039,681.88	216,858,509.21
	150,005,205.86	273,558,186.61
	41,248,428.13	3,796,956.60
	216,251,459.95	76,954,906.16
	407,505,093.94	354,310,049.37
	140,534,587.94	-137,451,540.16
	-631,440.81	-923,428.09

	356,50				764,195	18,180,	-1,782,7	270,428	31,770,		253,777	1,227,6	1,387,7
	0,550.				,323.00	235.00	20.54	.00	430.00		,226.97	58.79	78,661.
	00												22
	356,50				764,195	18,180,	-1,782,7	270,428	31,770,		253,777	1,227,6	1,387,7
	0,550.				,323.00	235.00	20.54	.00	430.00		,226.97	58.79	78,661.
	00												22

1													
2													
3													
4													
								1,845,4					1,845,4
								59.19					59.19
1								6,320,5					6,320,5
								26.84					26.84
2								-4,475,0					-4,475,0
								67.65					67.65
	356,48				765,831	18,085,	-1,765,2	2,115,8	31,770,		269,145	1,068,0	1,406,5
	5,550.				,441.78	935.00	36.97	87.19	430.00		,643.16	51.98	65,832.
	00												14

	178,25				935,869	27,261,	-1,515,4	1,895,8	21,558,		204,999	-310,94	1,313,4
	0,275.				,826.12	727.50	22.53	10.77	080.62		,747.64	6.35	85,643.
	00												77
	178,25				935,869	27,261,	-1,515,4	1,895,8	21,558,				
	0,275.				,826.12	727.50	22.53	10.77	080.62				
	00												



					3,287,8 85.94		228,429 .54	2,365,5 39.98			39,132, 283.46	-1,061, 913.05	43,952, 225.87
							228,429 .54				39,132, 283.46	-1,061, 913.05	38,298, 799.95
					3,287,8 85.94								3,287,8 85.94
1													3,287,8 85.94
2													

	178,25				939,157	27,261,	-1,286,9	4,261,3	21,558,		244,132	-1,372,	1,357,4
	0,275.				,712.06	727.50	92.99	50.75	080.62		,031.10	859.40	37,869.
	00												64

8

	356,500,				761,503,9	18,180,23			0.00	31,770,43	142,615	1,274,209
	550.00				55.06	5.00				0.00	,079.38	,779.44
	356,500,				761,503,9	18,180,23			0.00	31,770,43	142,615	1,274,209
	550.00				55.06	5.00				0.00	,079.38	,779.44
	-15,000.											
	00											

2										-35,650,055.00	-35,650,055.00
3											
1											
2											
3											
4											
								1,058,041.26			1,058,041.26
1								2,349,160.83			2,349,160.83
2								1,291,119.57			-1,291,119.57
	356,485,550.00				763,140,073.84	18,085,935.00		1,058,041.26	31,770,430.00	141,952,415.87	1,276,320,575.97

	178,250,275.00											

										78,519,701.49	78,519,701.49
					3,287,885.94						3,287,885.94
1											

	2007 10 15	2007
6 30		
	[2010]870	2010 8
25,000,000		
	2013	
	2013 1424	2013 12
	A 25,471,275	A
25,471,275.00	25,471,275.00	
2013	2013 12 31	178,250,275
	10 10	356,500,550
		15,000
	356,485,550	
2015 06 30	35,648.555	35,648.555

1

15

2

**1**

1

2

7

8

9

1

2

10

1

2

1

2

3



4

5

**3**

1

2

1

2

4d.Ü.9.Ü

5

6

1

2

11

1

	200

2

1	

6	0.00%	0.00%
7-12	10.00%	10.00%
1 2	40.00%	40.00%

2 3	80.00%	80.00%
3	100.00%	100.00%

**3**

--	--

**12**

**1**

**2**

**3**

**4**

**5**

1

2



15

16

1

1

2

2

		20	5.00%	4.75
		5-10	5.00%	19-9.5
		5-10	5.00%	19-9.5
		5	5.00%	19
		1.5 5-10	5.00%	63.33 19-9.5

18

3

17

18

1

1

2

3

2

3

3

4

19

20

21

1

1

1

2

2

	5	
	5-10	
	10	
	3-5	

3

4

2

1

2

3

4

5

22





2

3

4

25

1

1  
2  
3

2

26

1



2

30 /

31

1

1

2

2

32

1

2

( )

3

4

5

6

(1)

(2)

(3)

33

1

2

34

1

1	1,000		4%
2	1,000	1 ( )	2%
3	1	10 ( )	0.5%
4	10		0.2%

2

1

		17%

---

[Gray shaded cell]		
[Black shaded cell]		

项目	期末	期初
信用证保证金	11,487,750.50	11,000,000.15
合计		

2

	1,636,550.00	
	1,636,550.00	
	1,636,550.00	

3

4

1

	119,530,342.45	111,191,963.26
	603,020.00	300,000.00
	120,133,362.45	111,491,963.26

2

		72,270,106.76
		72,270,106.76

3

	77,855,757.05	



	77,855,757.05
--	---------------

4

--	--

5

1

	17,825,258.41	7.28%	1,469,725.84	8.25%	16,355,532.57	15,422,155.25	7.35%	896,189.67	5.81%	14,525,965.58
	226,967,301.63	92.72%	4,146,634.30	1.83%	222,820,667.33	194,165,526.62	92.59%			

---

	2,308,000.00	923,200.00	40.00%	6
	17,825,258.41	1,469,725.84	--	--

--	--	--	--	--

4

单位名称	与本公司关系	账面余额	账龄	占应收账款总额的比例(%)
客户一	第三方客户	12,256,219.62	6个月以内	5.01%
客户二	第三方客户	11,182,730.00	6个月以内	4.57%
客户三	第三方客户	10,461,050.86	6个月以内	4.27%
客户四	第三方客户	10,405,505.86	6个月以内	4.25%
客户五	第三方客户	9,574,397.74	6个月以内	3.91%
合计		53,879,904.08		22.01%

5

6


6

1

1	17,338,443.86	96.40%	27,425,657.36	99.53%
1 2	202,763.21	1.13%	37,092.12	0.13%
2 3	26,274.26	0.15%	30,502.99	0.11%
3	418,548.30	2.33%	64,500.51	0.23%
	17,986,029.63	--	27,557,752.98	--

1

2



7

1

	526,629.53	561,736.50
	526,629.53	561,736.50

2

--	--	--	--	--

8

1

( )

	3,808,095.91	100.00%	78,088.00	100.00%	3,730,007.91	3,909,634.60	100.00%	101,983.42	2.61%	3,807,651.18
--	--------------	---------	-----------	---------	--------------	--------------	---------	------------	-------	--------------

1				
6		3,707,613.91		
7 12		2,000.00	200.00	10.00%
1		3,709,613.91	200.00	0.01%
1 2		21,150.00	8,460.00	40.00%
2 3		39,520.00	31,616.00	80.00%
3		37,812.00	37,812.00	100.00%
		3,808,095.91	78,088.00	2.05%

2

--	--	--

3

--	--	--

4

	707,419.90	633,432.34
	826,282.39	997,460.24
	50,000.00	386,546.87
	619,493.73	623,834.81
	994,622.63	1,002,855.15
	610,277.26	265,505.19
	3,808,095.91	3,909,634.60

5

		370,776.13	6	9.74%	0.00
		302,900.00	6	7.96%	0.00
		272,972.00	6	7.17%	0.00
		180,000.00	6	4.73%	0.00
		152,904.00	6	4.02%	0.00
	--	1,279,552.13	--	33.61%	

6

--	--	--	--	--

7

8

10

1

	90,196,672.25	2,090,924.32	88,105,747.93	159,754,064.40	2,090,924.32	157,663,140.08
	35,575,128.05		35,575,128.05	41,157,288.12		41,157,288.12
	225,032,617.51	4,805,822.71	220,226,794.80	105,744,188.55	98,864.21	105,645,324.34
	22,764,966.79		22,764,966.79	24,633,364.39		24,633,364.39
	373,569,384.60	6,896,747.03	366,672,637.57	331,288,905.46	2,189,788.53	329,099,116.93

2

--	--	--	--	--	--	--





---

	1,200,000. 00			1,200,000. 00						
--	------------------	--	--	------------------	--	--	--	--	--	--

3,000,000.  
00

3,000,000.  
00

16

1

--	--	--	--

---

1.	556,694.48	61,567.65		618,262.13
2.				
1				
2				

1.	210,491.77	52,556.66		263,048.43
2.	223,681.15	53,172.44		276,853.59

2

3

--	--	--

19

1

1.	211,812,140.60	285,810,364.57	72,873,488.67	7,224,682.00	160,587,977.25	738,308,653.09
2.	554,607.98	7,147,332.99	503,601.60	560,425.80	24,358.87	8,790,327.24
1		7,066,400.75	503,601.60	88,309.80	24,358.87	7,682,671.02
2	147,680.00					147,680.00
3	406,927.98	80,932.24		472,116.00		959,976.22
3.	0.00	535,897.44	17,738.00	84,509.00	0.00	638,144.44
1		535,897.44	17,738.00	84,509.00		638,144.44
4.	212,366,748.58	292,421,800.12	73,359,352.27	7,700,598.80	160,612,336.12	746,460,835.89
1.	28,016,035.25	57,969,040.37	27,442,237.40	3,202,769.48	46,694,032.55	163,324,115.05
2.	5,062,122.15	13,262,851.15	5,995,476.41	1,034,957.82	9,213,390.14	34,568,797.67

1	5,006,866.02	13,195,445.38	5,995,476.41	593,738.17	9,213,390.14	34,004,916.12
2	55,256.13	67,405.77		441,219.65		563,881.55
3.		31,537.20	16,851.10	42,816.96		91,205.26
1		31,537.20	16,851.10	42,816.96		91,205.26
						0.00
4.	33,078,157.40	71,200,354.32	33,420,862.71	4,194,910.34	55,907,422.69	197,801,707.46
1.						
2.						
1						
3.						
1						
4.						
1.	179,288,591.18	221,221,445.80	39,938,489.56	3,505,688.46	104,704,913.43	548,659,128.43
2.	183,796,105.35	227,841,324.20	45,431,251.27	4,021,912.52	113,893,944.70	574,984,538.04

2

--	--	--	--	--	--

3

--	--	--	--	--	--

4

--	--

5

--	--	--

20

1

	13,378,368.56		13,378,368.56	6,465,003.68		6,465,003.68

62,852,536.98

2

	293,676,000.00	6,465,003.68	6,465,003.68	6,913,364.88		13,378,368.56	108.00%					
4,500	158,713,105.67	52,330,634.74	52,330,634.74	10,521,902.24		62,852,536.98	39.60%					
500	193,625,000.00	13,754,826.04	13,754,826.04	7,963,046.92		21,717,872.96	11.22%					
	5,500,000.00	4,951,150.09	4,951,150.09	2,076,785.89		7,027,935.98	127.78%					
	2,000,000.00	2,700,703.19	2,700,703.19	0.00		2,700,703.19	135.04%					
650	95,000,000.00	215,121.50	215,121.50		215,121.50							
40				24,360,856.65		24,360,856.65						
		1,799,444.02	1,799,444.02	1,791,662.80		3,591,106.82						

	748,514, 105.67	82,216,8 83.26	82,216,8 83.26	53,627,6 19.38	215,121. 50	135,629, 381.14	--	--				--
--	--------------------	-------------------	-------------------	-------------------	----------------	--------------------	----	----	--	--	--	----

3

--	--	--	--

21

	10,707,250.07	11,887,029.10
	10,707,250.07	11,887,029.10

22

--	--	--

23

1

2

24

25

1



1.	99,924,141.23	0.00	2,000,000.00	14,194,950.64	116,119,091.87
2.	726,730.40	0.00	0.00	130,689,310.63	131,416,041.03
1	0.00			164,957.26	164,957.26
2					0.00
3	726,730.40			130,524,353.37	131,251,083.77
3.					
1					
4.	100,650,871.63		2,000,000.00	144,881,100.27	247,531,971.90
1.	5,691,348.76		1,500,024.68	4,962,458.69	12,153,832.13
2.	1,073,929.08		161,613.01	8,410,484.85	9,646,026.94
1	75,925.95			7,452,668.54	7,528,594.49
2	998,003.13		161,613.01	957,816.31	2,117,432.45
3.					
1					
4.	6,765,277.84		1,661,637.69	13,372,943.54	21,799,859.07
1.					
2.					
1					
3.					
1					

4.					
1.	93,885,593.79	0.00	338,362.31	131,508,156.72	225,732,112.82
2.	94,232,792.47		499,975.32	9,232,491.95	103,965,259.74

2

--	--	--

26

--	--	--	--	--

27

1

	976,251.25				976,251.25
	7,926,415.27				7,926,415.27
	8,902,666.52				8,902,666.52

2

--	--	--	--	--

---

	976,251.25			976,251.25

	550,876.80	137,719.20	575,392.50	86,308.88
	6,110,900.20	916,635.03	6,142,952.45	921,442.87
	11,803,833.47	1,770,575.02	3,224,713.82	483,707.07
	1,715,418.80	257,312.82		
	34,264,821.92	5,293,381.57	22,185,131.64	3,413,659.17

2


3

		5,293,381.57		3,413,659.17

4

--	--	--	--

5

--	--	--	--

30

Mariana -		22,486,737.84	22,506,599.85
Mariana		2,455,138.35	1,409,328.08
		24,941,876.19	23,915,927.93

	International Lithium Corp	Mariana -
		273.9
100	22,486,737.84	Mariana - 80%
		2015 6 30

31

1

	40,000,000.00	
	97,817,600.00	97,904,000.00
	30,000,000.00	17,574,786.20
	250,627,178.77	212,000,087.85
	418,444,778.77	327,478,874.05

2

--	--	--	--	--

32

--	--	--

33

34

	603,020.00	

---

	24,596,413.88	16,961,751.63
	<u>25,199,433.88</u>	16,961,751.63

---

3

--	--	--	--	--

37

1

	6,726,316.62	40,372,780.44	38,560,977.19	8,538,119.87
-	338,468.23	1,961,415.58	2,271,078.80	28,805.01
		16,887.00	16,887.00	
	7,064,784.85	42,351,083.02	40,848,942.99	8,566,924.88

2

1	3,872,592.19	32,978,944.92	31,429,376.45	5,422,160.66
2		2,994,519.91	2,993,600.14	919.77
3	187,868.00	932,067.43	1,095,544.61	24,390.82
4	95,356.00	376,896.00	472,252.00	0.00
5	2,570,500.43	1,374,933.40	854,785.21	3,090,648.62
8		1,715,418.78	1,715,418.78	
	6,726,316.62	40,372,780.44	38,560,977.19	8,538,119.87

3

1	309,660.21	1,829,467.11	2,135,900.36	3,226.96
2	28,808.02	131,948.47	135,178.44	25,578.05
	338,468.23	1,961,415.58	2,271,078.80	28,805.01

38

	139,269.50	113,968.82
	12,327,929.23	9,947,579.81
	1,777,088.18	285,321.97
	44,760.39	64,778.82
	328,794.50	426,663.81
	530,330.97	805,139.11
	44,760.38	47,898.71
	100,523.82	179,567.74
	15,293,456.97	11,870,918.79

39

	656,098.96	603,518.97
	656,098.96	603,518.97

--	--



41

1

	584,799.14	260,371.78
	791,035.00	613,806.06
		15,000.00
	590,000.00	590,000.00
	2,336,000.93	1,820,544.48
	430,534.49	
	4,732,369.56	3,299,722.32

2

1

--	--	--

42

--	--	--

43

--	--	--

44

	3,500,000.00	
	3,500,000.00	



47

1

--	--	--

48

1

--	--	--

2

--	--	--

--	--	--

--	--	--

51

	56,228,541.86		2,744,053.08	53,484,488.78	
	56,228,541.86		2,744,053.08	53,484,488.78	--

						/
	20,995,000.00		1,105,000.02		19,889,999.98	
	6,850,573.37		354,339.96		6,496,233.41	
	4,200,000.00		300,000.00		3,900,000.00	
	3,525,361.66		42,660.78		3,482,700.88	

3,010,000.00

	2,300,000.00				2,300,000.00	
	56,228,541.86		2,744,053.08		53,484,488.78	--

## 52

	18,085,935.00	18,180,235.00
	18,085,935.00	18,180,235.00

.56

## 53

		+					
	356,500,550.00				-15,000.00	-15,000.00	356,485,550.00

2014 10 23 2015 3 30

3000 10000 2000

5.75 / 6.555 / 5.75 /

## 54

1

2


## 55

			79,300.00	-79,300.00
	741,466,024.56			741,466,024.56
-	22,729,298.44	1,715,418.78		24,444,717.22
	764,195,323.00	1,715,418.78	79,300.00	765,831,441.78

1 2015 1,715,418.78

## 56

	18,180,235.00		94,300.00	18,085,935.00
	18,180,235.00		94,300.00	18,085,935.00

2012 2,801,000  
36,634,170.00 2,801,000  
33,833,170.00  
36,634,170.00 36,634,170.00  
2013 694,750 9,087,243.00 22,000  
285,200.00 2013 2,084,250 27,261,727.50  
2014 2013 2013 178,250,275 10 10  
4,168,500 2014 10  
1,388,500 9,081,492.50 2014 2,780,000 18,180,235.00

2014 10 23 2015 3 30

3000 10000 2000 5.75 / 6.555 / 5.75 /  
2015 6 30 2765000 18,085,935.00

## 57

--	--	--	--	--	--	--	--

	-1,782,720.54	17,483.57			17,483.57		-1,765,236.97
	-1,782,720.54	17,483.57			17,483.57		-1,765,236.97
	-1,782,720.54	17,483.57			17,483.57		-1,765,236.97

## 58

	270,428.00	6,320,526.84	4,475,067.65	2,115,887.19
	270,428.00	6,320,526.84	4,475,067.65	2,115,887.19

## 59

	31,770,430.00			31,770,430.00
	31,770,430.00			31,770,430.00

## 60

	253,777,226.96	204,999,747.64
	253,777,226.96	204,999,747.64
	50,800,460.91	39,132,283.46
	35,650,055.00	
	269,145,643.16	244,132,031.10

- 1)
- 2)
- 3)
- 4)

5)

**61**

	541,800,328.60	426,208,334.58	404,498,582.62	317,283,296.99
	2,599,101.97	10,153,356.10	2,431,263.35	2,018,430.19
	544,399,430.57	436,361,690.68	406,929,845.97	319,301,727.18

**62**

	3,000.00	6,110.20
	562,644.28	321,232.49
	454,938.59	320,352.73
	86,654.01	64,203.51
	1,107,236.88	711,898.93

**63**

	1,027,513.46	847,288.32
--	--------------	------------



64

--	--	--

**67**

	-379,224.33	
	-379,224.33	

**68**

	88,338.24	-554,000.00
	6,710.30	
		270,604.80

	1,000,000.00	580,000.00	
	100,000.00	50,000.00	
		80,000.00	
		50,000.00	
	125,008.00	187,512.00	
	726,000.00	148,074.14	
	6,095,061.08	5,790,299.26	--

## 70

	5,578.94	85,180.92	
	5,578.94	85,180.92	
		16,000.00	
	40,042.57	2,282,079.77	
	45,621.51	2,383,260.69	

## 71

## 1

	10,002,054.04	7,852,881.98
	1,879,722.40	755,893.31
	11,881,776.44	8,608,775.29

## 2

	62,740,640.82
/	10,002,054.04

	1,879,722.40
	11,881,776.44

72

57

73

1

	5,226,152.84	1,738,846.24
	3,351,008.00	5,005,512.00
	600,420.20	1,151,900.61
	9,177,581.04	7,896,258.85

2

	14,424,559.52	10,719,774.23
	14,424,559.52	10,719,774.23

3



		17,117.00
		17,117.00

5

--	--	--

6

		1,805,000.00
	94,300.00	
	94,300.00	1,805,000.00

74

1

1	--	--
	50,858,864.38	38,070,370.41
	1,429,250.56	180,847.69
	34,004,916.12	19,586,645.05
	1,877,159.45	1,860,501.65
	66,011.40	85,180.92
	379,224.33	
	8,838,338.77	3,813,332.96
	-1,016,534.94	
	-1,879,722.40	-755,893.31

	-42,280,479.14	-73,063,236.02
	42,392,573.15	-9,466,115.60
	-48,174,950.07	38,171,497.95
	46,494,651.61	18,483,131.70
2	--	--
3	--	--
	324,714,500.72	205,692,430.04
	361,951,302.47	533,297,690.31
	-37,236,801.75	-327,605,260.27

2

	--
	--
	--

3

	--
	--
	--

4

	324,714,500.72	361,951,302.47
	244,975.55	304,729.85
	324,469,525.17	361,646,572.61

	324,714,500.71	361,951,302.46
--	----------------	----------------

75

76

	11,487,759.50	
	72,270,106.76	
	10,941,688.16	1600
	65,019,236.30	1600
	200,810.40	1600
	159,919,601.12	--

77

1

	4,912,526.92	6.1136	30,033,224.58
	361.09	6.8699	2,480.65
	30,023.61	4.9232	147,812.24
	7.50	4.6993	35.24
	5,445.00	0.0501	272.53
	8,149,092.31	6.1136	49,820,290.75
	552,528.65	6.1136	3,377,939.15
	35,730,957.01	6.1136	218,444,778.78

2

78

79

1

项目	本期金额	上期金额
归属于本公司普通股股东的合并净利润	51,018,471.19	39,132,283.47
本公司发行在外普通股的加权平均数	356,498,050.00	356,500,550.00
基本每股收益(元/股)	0.14	0.11

项目	本期金额	上期金额
年初已发行普通股股数	356,500,550.00	356,500,550.00

1 2014 10 23 2015 3 30

3000 10000 2000 5.75 / 6.555 / 5.75 /

2

项目	本期金额	上期金额
归属于本公司普通股股东的合并净利润(稀释)	51,018,471.19	39,132,283.47
本公司发行在外普通股的加权平均数(稀释)	357,889,550.00	357,889,050.00
稀释每股收益(元/股)	0.14	0.11

项目	本期金额	上期金额
计算基本每股收益时年末发行在外的普通股加权平均数	356,498,050.00	356,500,550.00
预计于下半年解锁之限制性股票计划	1,391,500.00	1,388,500.00
年末普通股的加权平均数(稀释)	357,889,550.00	357,889,050.00

2014 2014  
2015 1,391,500



1

1

	2015 05 06	126,460,000. 00	100.00%		2015 04 30		0.00	-112,658.91

2

--	126,460,000.00
	126,460,000.00

3

	508,390.60	508,390.60
	140,000.00	140,000.00
	4,706,958.50	4,706,958.50
	396,094.67	396,094.67
	123,733,486.64	30,377,378.27
	30,703,955.89	24,289,855.70
	1,904.17	1,904.17
	235,286.46	235,286.46
	33,966,076.93	33,989,091.83

	126,460,000.00	26,666,776.54
	126,460,000.00	26,666,776.54

2015 3 30

100%

2014 12 31

2015 0237

4

5

6

2

1

--	--	--	--	--	--	--	--	--

2

--	--

3


3

4

5

6

1

1

				100.00%		
				100.00%		
				100.00%		
				100.00%		
				100.00%		

				60.00%		
				100.00%		
				100.00%		
				100.00%		
Blackstairs Lithium Limited				51.00%		
Mariana Lithium Co., Limited				100.00%		
				100.00%		

2

Blackstairs Lithium Limited	49.00%	-163,794.23		2,375,016.39

3

Blackstairs	1,716,506.21	4,846,972.22	6,563,478.42	357,226.49		357,226.49	696,874.93	5,181,246.16	5,878,121.09	147,769.99	0.00	147,769.99

Lithium Limited												
-----------------	--	--	--	--	--	--	--	--	--	--	--	--

Blackstairs Lithium Limited		-3,164,169.93	-3,164,169.93	-2,707,018.34	0.00	0.00	0.00	0.00


4

5

2

1

2



3

1

International Lithium Corp				17.41%		

20%

20%

---



26,210.00

95,650.00

21,860.00

69,089.00

5

6

--	--	--	--

7

8

4

				/	

5

6

( )

( )

1

2

2015

	币种	年末数	年初数
银行存款	美元	22,000,004.68	22,500,000.00
	加元	0.00	0.00
	人民币	0.00	0.00
	欧元	0.00	0.00
	英镑	0.00	0.00
	日元	0.00	0.00
	港币	0.00	0.00
	新加坡元	0.00	0.00
	澳元	0.00	0.00
	其他	0.00	0.00
	应收账款	美元	
	委托贷款	加拿大元	
	应付账款	美元	
	短期借款	美元	

		2015	2014
		( )	( )
	5%	-7098460.13	-7,235,830.76
	5%	7098460.13	7,235,830.76
	5%	7390.61	271,695.60
	5%	-7390.61	-271,695.60

( )





2	1,636,550.00			1,636,550.00
	1,636,550.00			1,636,550.00
	--	--	--	--

2

	000547		595,778.68	20,000	0.00%	20,000	0.00%	533,600.00	-62,178.68
	600219		372,129.60	30,000	0.00%	30,000	0.00%	302,700.00	-69,429.60
	300389		407,726.90	6,500	0.00%	6,500	0.00%	291,070.00	

3

4

5

6

7

8

9

1

--	--	--	--	--	--

2

3

--	--

4

--	--

5

1

/

--	--	--	--	--	--

/

--	--	--	--

2

/

/

/

/	/	/	/	/	/	/
---	---	---	---	---	---	---

/

/

/	/	/	/	/	/	/
---	---	---	---	---	---	---

/

3

--	--	--	--

--	--	--	--

4

--	--	--	--	--

	20,000,000.00	2015 03 11	2016 03 11	
	10,000,000.00	2015 03 20	2016 03 20	

--	--	--	--	--

**5**

	4,923,202.60	2012 11 30	2015 12 19	0.1 2014 3 100 2015 12 19

**6**

--	--	--	--

**7**

--	--	--

**8**

---

		4,923,200.00		5,275,501.97	

2



7

8

12	12	24	2011	2012	15%	2011	25%
			2012		18%		
	24	36	2011	2013	32%	2011	25%
			2013		40%		
	36	48	2011	2014	52%	2011	25%
			2014		65%		
	48	60	2011	2015	75%	2011	25%
			2015		95%		

( )

**1,715,418.78**

**1,715,418.78**

1

2

1

2

3

1

--	--	--	--


2

3

4

1

1



2



2

3

1

2



--	--	--	--

3

4

7

8

1

1

	82,810,082.65	100.00%	1,307,480.69	1.58%	81,502,601.96	93,951,874.46	99.87%	898,318.04	0.96%	93,053,556.42
						126,200.00	0.13%	126,200.00	100.00%	0.00
	82,810,082.65	100.00%	1,307,480.69	1.58%	81,502,601.96	94,078,074.46	100.00%	1,024,518.04	1.09%	93,053,556.42

1			
6		75,149,690.20	
7-12		5,856,920.95	585,692.10 10.00%
1		81,006,611.15	585,692.10 0.01%

---

1	2	1,802,471.50	720,988.59	40.00%
2	3	1,000.00	800.00	80.00%
		82,810,082.65	1,307,480.69	1.58%

2



2

1


--	--	--

3

--	--

--	--	--	--	--	--

4

	106,530,914.63	140,488,816.01
	515,943.95	232,816.25
	64,863.07	227,135.58
	153,363.07	355,423.54
	25,454.08	514,836.86
	305,029.59	60,771.38
	107,595,568.39	141,879,799.62

5

GFL International Co., Limited		70,833,174.32		65.84%	
		31,180,014.90		28.98%	
		3,606,692.20		3.35%	
		911,033.21		0.85%	
		64,863.07		0.06%	

	--	106,595,777.70	--	99.08%	
--	----	----------------	----	--------	--

6

--	--	--	--	--	--

7

8

3

	576,766,312.95	7,560,000.00	569,206,312.95	450,306,312.95	7,560,000.00	442,746,312.95
	576,766,312.95	7,560,000.00	569,206,312.95	450,306,312.95	7,560,000.00	442,746,312.95

1

	137,157,159.93			137,157,159.93		
	4,990,055.82			4,990,055.82		
	203,625,000.00			203,625,000.00		
	100,000.00			100,000.00		
	5,000,000.00			5,000,000.00		
	7,560,000.00			7,560,000.00		7,560,000.00

	19,800,000.00			19,800,000.00		
	45,170,997.20			45,170,997.20		
	26,903,100.00			26,903,100.00		
		126,460,000.00		126,460,000.00		
	450,306,312.95	126,460,000.00		576,766,312.95		7,560,000.00

2


3

4

	386,800,512.01	315,725,397.12	310,616,525.09	251,644,389.14
	2,151,614.03	1,959,121.99	1,954,330.14	1,993,134.52
	388,952,126.04	317,684,519.11	312,570,855.23	253,637,523.66

5

		50,270,604.80
	6,710.30	

	3,459.00	
	10,169.30	50,270,604.80

6

1

	66,011.40	
	6,095,061.08	
	548,972.37	
	268.59	
	853,174.54	
	4,187.42	
	5,852,951.48	--

1

1

2

		/	/
	3.61%	0.14	0.14
	3.19%	0.11	0.11

3

1

2

3

4



